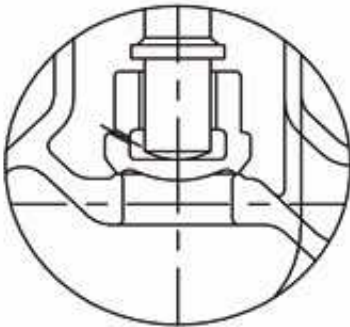
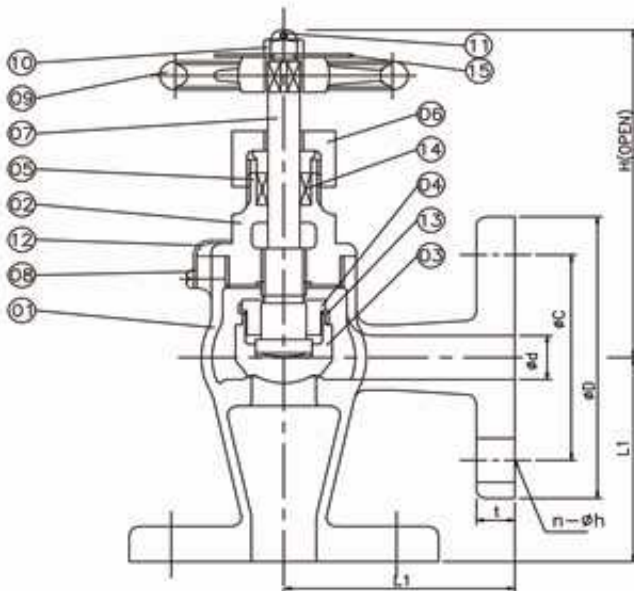


RATING	Kgf/cm <sup>2</sup>	PSI
BODY	10.5 Kgf/cm <sup>2</sup>	149 PSI
SEAT	7.7 Kgf/cm <sup>2</sup>	110 PSI

RATING	Kgf/cm <sup>2</sup>	PSI
BODY	10.5 Kgf/cm <sup>2</sup>	149 PSI
SEAT	7.7 Kgf/cm <sup>2</sup>	110 PSI



**SDNR TYPE**  
 5K:F7352  
 16K:F7410



15	Name plate	JIS H 3100 - C 2801 P
14	Packing	JIS F 7102
13	Disk lock washer	JIS H 3100 - C 2600 P
12	Lock plate	JIS H 3100 - C 2600 P
11	Split pin	JIS H 3260 - C 2660 W
10	Hexagon nut	JIS H 3250 - C 3604 BD
09	Handwheel	JIS G 5501 - FC 20
08	Screw	JIS H 3260 - C 2700 W
07	Stem	JIS H 3250 - C 3771 BD or C 3771 BE
06	Gland nut	JIS H 5111 -BC 6 or JIS H 3250 - C 3771 BD or C 3604 BD
05	Packing gland	JIS H 5111 -BC 6 or JIS H 3250 - C 3771 BD or C 3604 BD
04	Valve disc nut	JIS H 5111 -BC 6 or JIS H 3250 - C 3771 BD or C 3771 BE
03	Disc	JIS H 5111 -BC 6 or JIS H 3250 - C 3771 BD or C 3771 BE
02	Bonnet	JIS H 3250 - C 3771 BD or C 3771 BE
01	Body	JIS H 5111 -BC 6

**DIMENSION**

(5K:F7302, 16K:F7304)

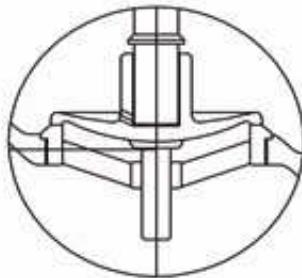
(Unit:mm)

SIZE	ød	L1		5K FLANGE				16K FLANGE				H	WEIGHT (Kg)	
		5K	16K	øD	øC	t	n-øh	øD	øC	t	n-øh		5K	16K
15A	15	55	70	80	60	9	4-12	95	70	12	4-15	120	1.98	2.73
20A	20	60	75	85	65	10	4-12	100	75	14	4-15	130	2.73	3.65
25A	25	65	85	95	75	10	4-12	125	90	14	4-19	145	3.44	5.16
32A	32	80	95	115	90	12	4-15	135	100	16	4-19	150	4.77	6.72
40A	40	85	100	120	95	12	4-15	140	105	16	4-19	165	5.99	8.13

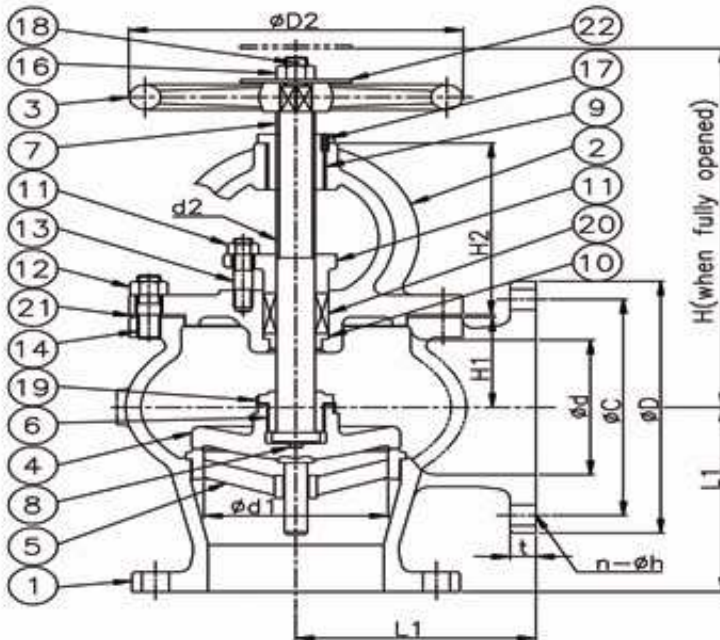
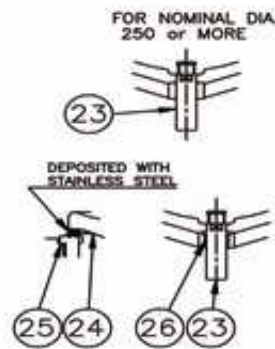
**CAST STEEL ANGLE VALVE 10K**

RATING	Kgf/cm <sup>2</sup>	PSI
BODY	10.5 Kgf/cm <sup>2</sup>	149 PSI
SEAT	7.7 Kgf/cm <sup>2</sup>	110 PSI

RATING	Kgf/cm <sup>2</sup>	PSI
BODY	10.5 Kgf/cm <sup>2</sup>	149 PSI
SEAT	7.7 Kgf/cm <sup>2</sup>	110 PSI



SDNR TYPE  
10K:F7472



26	BUSH	JIS G 4303-SUS420J1
25	VALVE SEAT	JIS G 5101-SC480
24	DISC	JIS G 5101-SC480
23	DISC GUIDE	JIS G 4303-SUS403
22	NAME PLATE	JIS H 3100-C2801 P
21	GASKET	JIS F 7102
20	PACKING	JIS F 7102
19	DISC LOCK WASHER	JIS G 4305-SUS304
18	SPLIT PIN	JIS H 3260-C2600 W
17	LOCK PLATE	JIS G 3101-SS400
16	HEXAGON NUT	JIS H 3250-C3771BD
15	HEXAGON NUT	JIS H 3250-C3771BD
14	HEXAGON NUT	JIS G 3101-SS400
13	STUD	JIS G 3101-SS400
12	STUD	JIS G 3101-SS500
11	PACKING GLAND	JIS H 5111-BC6
10	BONNET BUSH	JIS G 4303-SUS420J1
9	SCREW BONNET BUSH	JIS H 3250-C6782BD
8	WASHER FOR STEM	JIS G 4404-SKD1
7	STEM	JIS G 4303-SUS403
6	PACKING BUSH	JIS G 4303-SUS420J1
5	VALVE SEAT	JIS G 5101-SCS2
4	DISC	JIS G 5101-SCS2
3	HANDWHEEL	JIS G 5501-FC200
2	BONNET	JIS G 5101-SC480
1	BODY	JIS G 5101-SC480

DIMENSION

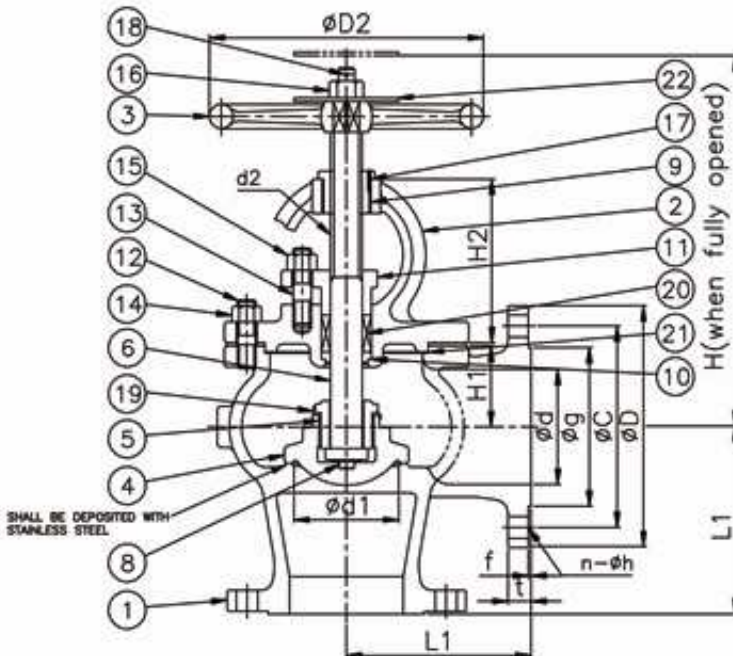
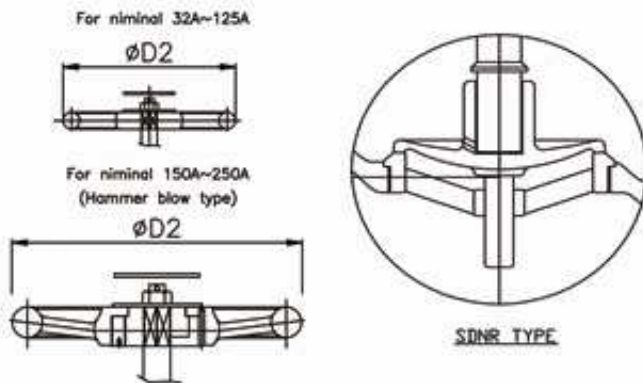
(Unit:mm)

SIZE	ød	FLANGE JIS10K FF				L1	H	H1	H2	ød1	d2	øD2
		øD	øC	n-øh	t							
50A	50	155	120	4-19	16	120	240	60	120	58	TW22	160
65A	65	175	140	4-19	18	130	260	60	128	73	TW24	200
80A	80	185	150	8-19	18	140	265	60	128	88	TW24	200
100A	100	210	175	8-19	18	160	300	70	142	111	TW28	250
125A	125	250	210	8-23	20	180	350	85	165	138	TW32	280
150A	150	280	240	8-23	22	205	400	100	185	163	TW36	315
200A	200	330	290	12-23	22	230	480	125	218	213	TW42	355
250A	250	400	355	12-25	24	290	535	150	225	265	TW44	400
300A	300	445	400	16-25	24	320	610	175	249	315	TW48	450

**CAST STEEL ANGLE VALVE 20K**

RATING	Kgf/cm <sup>2</sup>	PSI
BODY	10.5 Kgf/cm <sup>2</sup>	149 PSI
SEAT	7.7 Kgf/cm <sup>2</sup>	110 PSI

RATING	Kgf/cm <sup>2</sup>	PSI
BODY	10.5 Kgf/cm <sup>2</sup>	149 PSI
SEAT	7.7 Kgf/cm <sup>2</sup>	110 PSI



22	NAME PLATE	JIS H 3100-C2801 P
21	GASKET	JIS F 7102
20	PACKING	
19	DISC LOCK WASHER	JIS G 4305-SUS304
18	SPLIT PIN	JIS H 3260-C2800 W
17	LOCK PLATE	JIS G 3101-SS400
16	HEXAGON NUT	JIS H 3250-C3604 BD
15	HEXAGON NUT	JIS G 3101-SS400
14	HEXAGON NUT	JIS G 4051-S25C
13	STUD	JIS G 3101-SS500
12	STUD	JIS G 4051-S35C
11	PACKING GLAND	JIS H 5111-BC6
10	PACKING BUSH	JIS G 4303-SUS410
9	SCREWED BONNET BUSH	JIS H 3250-C6782 BD
8	WASHER FOR STEM	JIS G 4404-SKD 1
6	STEM	JIS G 4303-SUS410
5	DISC NUT	JIS G 4303-SUS420
4	DISC	JIS G 4303-SUS420J1orJ2 JIS G 5121-SCS2
3	HANDWHEEL	JIS G 5501-FC200
2	BONNET	JIS G 5101-SC480
1	BODY	

**DIMENSION**

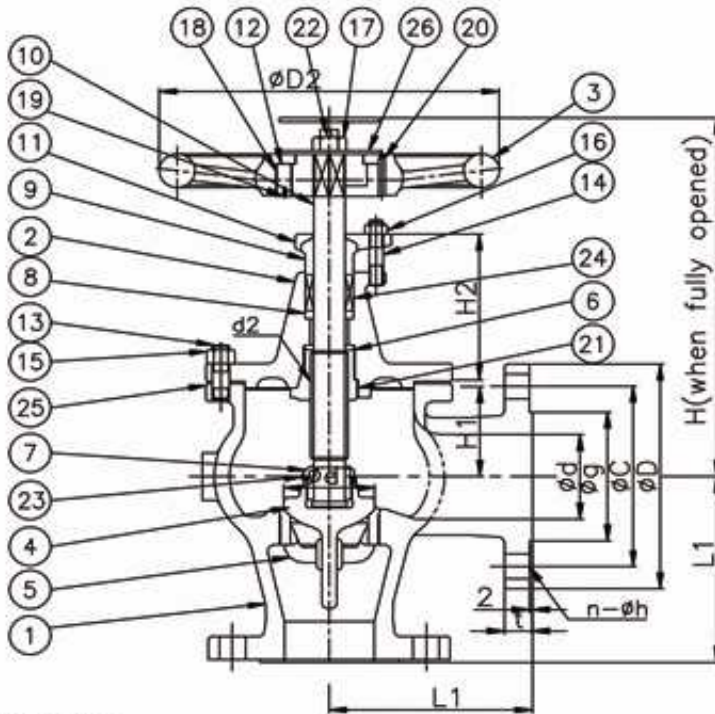
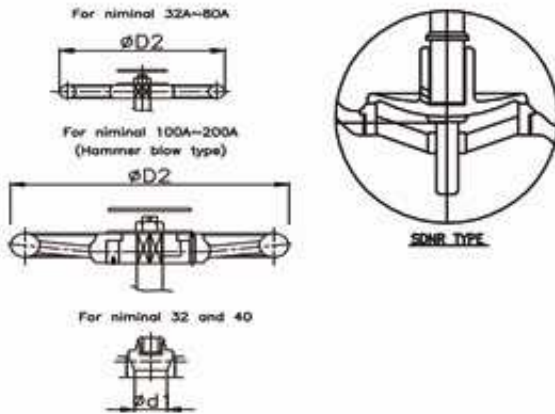
(Unit:mm)

SIZE	ød	FLANGE JIS20K RF							L1	H	H1	H2	ød1	d2	øD2
		øD	øC	øg	f	n-øh	t								
32A	32	135	100	80	2	4-19	18	100	240	72	115	32	TW20	160	
40A	40	140	105	85	2	4-19	18	110	255	75	122	40	TW22	160	
50A	50	155	120	100	2	8-19	18	125	270	75	128	50	TW24	200	
65A	65	175	140	120	2	8-19	20	135	295	85	138	65	TW26	224	
80A	80	200	160	135	2	8-23	22	150	325	95	152	80	TW30	250	
90A	90	210	170	145	2	8-23	24	160	345	100	160	90	TW32	280	
100A	100	225	185	160	2	8-23	24	170	365	110	168	100	TW34	280	
125A	125	270	225	195	2	8-25	26	200	415	125	192	125	TW38	315	
150A	150	305	260	230	2	12-25	28	225	460	140	212	150	TW42	355	
200A	200	350	305	275	2	12-25	30	280	520	135	240	200	TW50	450	
250A	250	430	380	345	2	12-27	24	310	595	160	267	250	TW58	560	

**CAST STEEL ANGLE VALVE 30K**

RATING	Kgf/cm <sup>2</sup>	PSI
BODY	10.5 Kgf/cm <sup>2</sup>	149 PSI
SEAT	7.7 Kgf/cm <sup>2</sup>	110 PSI

RATING	Kgf/cm <sup>2</sup>	PSI
BODY	10.5 Kgf/cm <sup>2</sup>	149 PSI
SEAT	7.7 Kgf/cm <sup>2</sup>	110 PSI



26	NAME PLATE	JIS H 3100-C 2801 P-H
25	GASKET	JIS F 7102
24	PACKING	
23	DISC LOCK WASHER	JIS H 3100-C 2600 P-0
22	SPLIT PIN	JIS H 3260-C 2600 W
21	STRAIGHT PIN	JIS H 3250-C 3771 BD
20	STRAIGHT PIN	JIS G 4051-S 35 C
19	POUNDING PIECE HOLDER	
18	POUNDING PIECE	JIS G 3104-SS 400
17	HEXAGON NUT	JIS H 3250-C 2771 BD
16	HEXAGON NUT	JIS G 3101-SS 400
15	HEXAGON NUT	JIS G 4051-S 25 C
14	STUD	JIS G 3101-SS 50
13	STUD	JIS G 4051-S 35 C
12	POUNDING RECIMER PIECE	JIS G 3101-SS 400
11	PACKING GLAND	JIS G 4051-S 25 C
10	STEM	JIS G 4305-SUS 403
9	PACKING GLAND RING	
8	SEAT RIGN	JIS H 5111-BC 6
7	DISC NUT	
6	SCREWED BUSH	JIS H 5111-BC 6
5	VALVE SEAT	JIS G 5121 - SCS2
4	DISC	JIS G 5121 - SCS2
3	HAND WHEEL	JIS G 5501-FC 200
2	BONNET	
1	BODY	JIS G 5101-SC 480

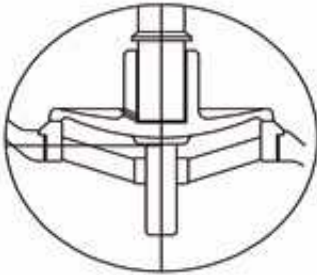
**DIMENSION**

(Unit:mm)

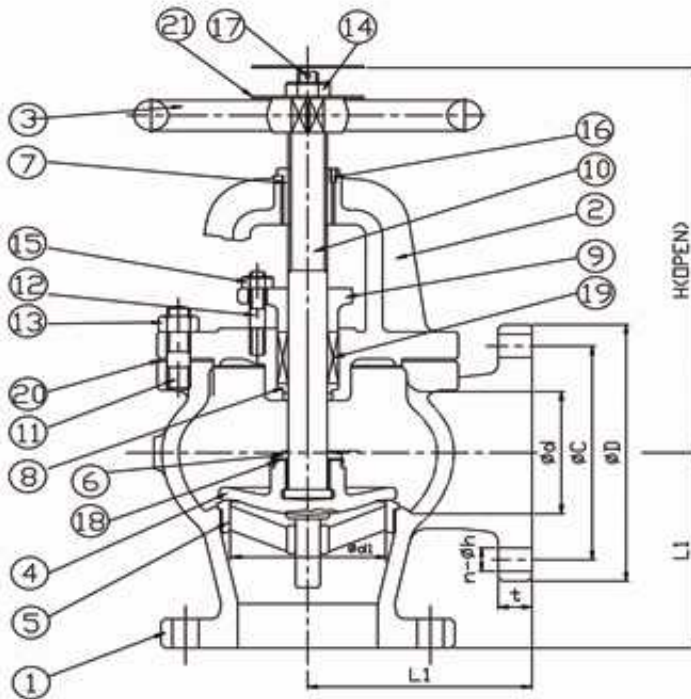
SIZE	$\phi d$	FLANGE JIS30K RF					L1	H	H1	H2	$\phi d1$	d2	$\phi D2$
		$\phi D$	t	$\phi C$	$\phi g$	n- $\phi h$							
32A	32	140	22	105	80	4-19	114	245	60	86	30	TW24	180
40A	40	160	22	120	90	4-23	121	255	60	90	40	TW24	180
50A	50	165	22	130	105	8-19	146	310	75	112	52	TW28	224
65A	65	200	26	160	130	8-23	165	340	80	127	72	TW32	250
80A	80	210	28	170	140	8-23	178	380	85	141	82	TW34	280
100A	100	240	32	195	160	8-25	205	435	95	162	102	TW38	315
125A	125	275	36	230	195	8-25	230	510	110	189	133	TW44	400
150A	150	325	38	275	235	12-27	250	585	130	220	163	TW50	450
200A	200	370	42	320	280	12-27	300	685	160	255	203	TW58	500

RATING	Kgf/cm <sup>2</sup>	PSI
BODY	10.5 Kgf/cm <sup>2</sup>	149 PSI
SEAT	7.7 Kgf/cm <sup>2</sup>	110 PSI

RATING	Kgf/cm <sup>2</sup>	PSI
BODY	10.5 Kgf/cm <sup>2</sup>	149 PSI
SEAT	7.7 Kgf/cm <sup>2</sup>	110 PSI



SDNR TYPE  
 5K:F7354  
 10K:F7376



21	NAME PLATE	BRASS
20	GASKET	JIS F7102
19	PACKING	JIS F7102
18	DISC LOCK WASHER	BRASS
17	SPLIT PIN	BRASS
16	LOCK PIN	STEEL
15	HEXAGON NUT	BRASS
14	HEXAGON NUT	BRASS
13	HEXAGON NUT	STEEL
12	STUD	BRASS
11	STUD	STEEL
10	STEM	BRASS
9	PACKING GLAND	BRASS
8	SEAT RING	BRONZE
7	SCREWED BONNET BUSH	BRONZE
6	DISC NUT	BRASS
5	VALVE SEAT	BRONZE
4	DISC	BRONZE
3	HANDWHEEL	CAST IRON
2	BONNET	CAST IRON
1	BODY	CAST IRON

DIMENSION (5K:F7306, 10K:F7308)

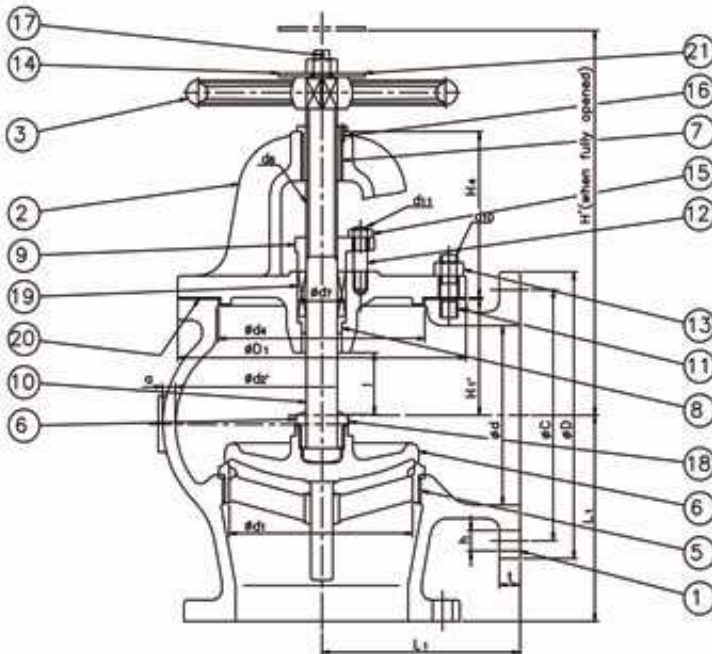
SIZE	ød	ød1	L1		5K FLANGE				10K FLANGE				H		WEIGHT (kg)	
			5K	10K	øD	øC	t	n-øh	øD	øC	t	n-øh	5K	10K	5K	10K
50A	50	58	100	120	130	105	16	4-15	155	120	20	4-19	240	255	12.9	18.2
65A	65	73	115	130	155	130	18	4-15	175	140	22	4-19	255	270	18.2	25.4
80A	80	88	130	140	180	145	18	4-19	185	150	22	8-19	265	275	23.4	27.4
100A	100	111	150	160	200	165	20	8-19	210	175	24	8-19	310	315	33.7	40.6
125A	125	138	170	180	235	200	20	8-19	250	210	24	8-23	330	360	46.2	69.9
150A	150	163	190	205	265	230	22	8-19	280	240	26	8-23	380	405	63.4	81.0
200A	200	213	220	230	320	280	24	8-23	330	290	26	12-23	450	475	105.0	125.0

RATING	Kgf/cm <sup>2</sup>	PSI
BODY	10.5 Kgf/cm <sup>2</sup>	149 PSI
SEAT	7.7 Kgf/cm <sup>2</sup>	110 PSI

RATING	Kgf/cm <sup>2</sup>	PSI
BODY	10.5 Kgf/cm <sup>2</sup>	149 PSI
SEAT	7.7 Kgf/cm <sup>2</sup>	110 PSI



**IMAGE IS BEING UPGRADED**



21	Name plate	JIS H 3100-C 2801 P
20	Gasket	JIS F 7102 NON-AESBEST
19	Packing	
18	Disc lock washer	C 2600 P
17	Split pin	JIS H 3260-C 2600 W
16	Lock pin	JIS G 3101-SS 41
15	Hexagon nut	JIS H 3250-C 3604 BD
14	Hexagon nut	
13	Hexagon nut	JIS G 3101-SS 41
12	Stud	JIS H 3250-C 3771BD
11	Stud	JIS G 3101-SS 41
10	Stem	JIS H 3250-C 3771 BD
9	Packing gland	JIS H 5111-BC 6
8	Seat ring	BC 6
7		
6	Disc nut	C 3771 BD
5	Valve seat	
4	Disc	JIS H 5111-BC 6
3	Handwheel	JIS G 5501-FC 20
2	Bonnet	
1	Body	JIS G 5501-FC 20

**DIMENSION**

(Unit:mm)

Nominal dia	Flange													Body					Stem		Threads		Reference Calculated mass(kg)	
	d	d1	L1	D	Bolt hole			Nominal dia of bolt	t	Height H (full opened)	Lift l	Handwheel D2	dz'	a	H1'	D1	d4	H4	Threads		d7	d10		d11
					P.C. dia. C	No.	h												de	S				
50	50	58	120	155	120	8	19	M16	20	255	17	160	105	10	65	155	78	130	TW22	14	36	M16	M12	18.0
65	65	73	130	175	140	8	19	M16	22	270	22	200	130	11	62	175	95	135	TW24	17	38	M16	M12	25.0
80	80	88	150	200	160	8	23	M20	24	295	27	224	150	12	70	205	110	148	TW26	19	42	M20	M12	35.7
100	100	111	170	225	185	8	23	M20	26	330	33	250	185	13	80	230	135	160	TW30	22	48	M20	M12	49.2
125	125	138	200	270	225	8	25	M22	26	390	42	315	225	15	95	270	165	185	TW36	27	56	M22	M16	76.1
150	150	163	225	305	260	12	25	M22	28	435	50	355	265	16	110	295	190	205	TW42	30	66	M22	M16	103
200	200	213	250	350	305	12	25	M22	30	540	67	450	340	19	140	350	240	230	TW48	36	74	M22	M16	155