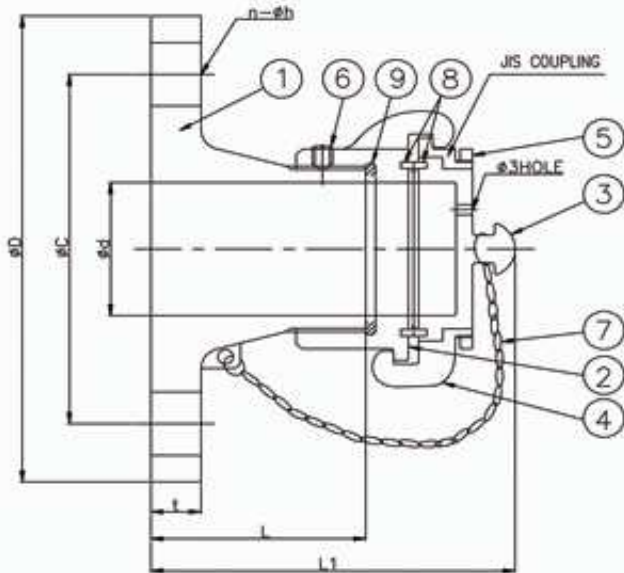
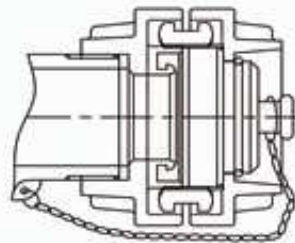
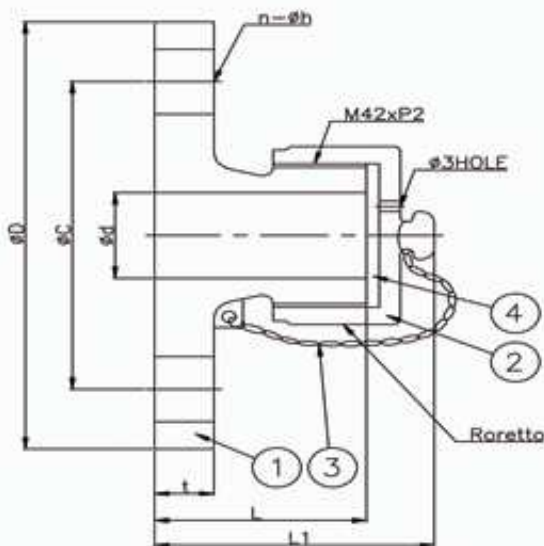
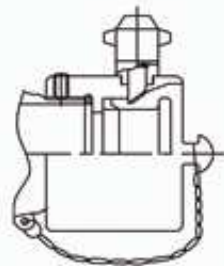


**BASE FITTING 40~65A (JIS TYPE)**

**BASE FITTING 25A**


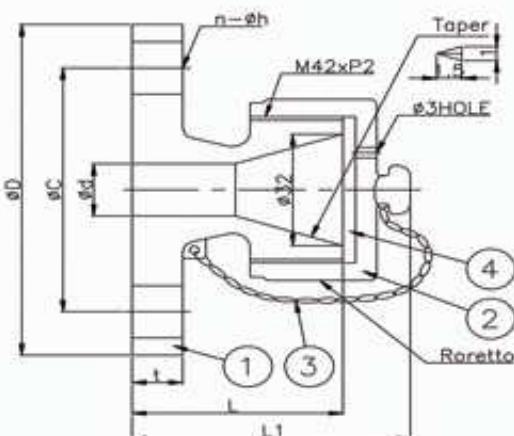
STORZ-C COUPLING (50A,65A)



BS336 COUPLING (50A,65A)

9	GASKET	RUBBER
8	GASKET	RUBBER
7	CHAIN	BsW 1
6	SET SCREW	BsW 1
5	SET RING	BC6
4	COUPLING RING	BC6
3	CAP	BC6
2	BASE CONNECTION	BC6
1	BODY	BC6

4	GASKET	RUBBER
3	CHAIN	BsW1
2	CAP	BC6
1	BODY	

**BASE FITTING 15A**

**DIMENSION**

(Unit:mm)

SIZE	$\phi d$	FLANGE JIS 5K FF				L	L1	WT(kg) /EA
		$\phi D$	t	$\phi C$	$n-\phi h$			
15A	15	80	9	60	4-12	50	70	1.05
25A	25	95	10	75	4-12	56	76	1.45
40A	40	120	12	95	4-15	73	121	3.2
50A	50	130	14	105	4-15	83	133	3.9
65A	65	155	14	130	4-15	87	127	5.6

SIZE	$\phi d$	FLANGE JIS 10K FF				L	L1	WT(kg) /EA
		$\phi D$	t	$\phi C$	$n-\phi h$			
15A	15	95	10	70	4-15	50	70	1.2
25A	25	125	12	90	4-19	56	76	2
40A	40	140	14	105	4-19	75	123	3.6
50A	50	155	14	120	4-19	83	133	4.4
65A	65	175	14	140	4-19	87	127	6.3