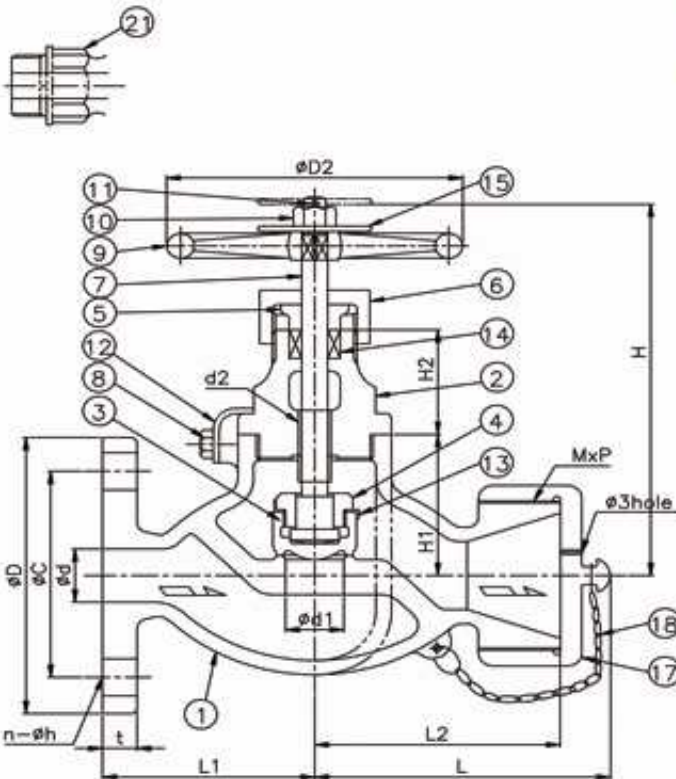


RATING	Kgf/cm <sup>2</sup>	PSI
BODY	10.5 Kgf/cm <sup>2</sup>	149 PSI
SEAT	7.7 Kgf/cm <sup>2</sup>	109 PSI

RATING	Kgf/cm <sup>2</sup>	PSI
BODY	21 Kgf/cm <sup>2</sup>	299 PSI
SEAT	15.4 Kgf/cm <sup>2</sup>	219 PSI



21	BODY	JIS H 5111-BC6
18	CHAIN	JIS F 7335
17	CAP	
15	NAME PLATE	JIS H 3100-C2801 P
14	PACKING	JIS F 7102
13	DISC LOCK WASHER	
12	BONNET LOCK PLATE	JIS H 3100-C2600 P
11	SPLIT PIN	JIS H 3260-C2600 W
10	HEXAGON NUT	JIS H 3250-C3604 BD
9	HANDWHEEL	JIS G 5501-FC200
8	CROSS RECESSED PAN HEAD MACHINE SCREW	JIS H 3260-C2700 W
7	STEM	JIS H 3250-C3771BDorBE
6	GLAND NUT	JIS H 5111-BC6 or JIS H 3250-C3771 BD or C3604 BD
5	PACKING GLAND	
4	DISC NUT	
3	DISC	JIS H 5111-BC6 or H 3250-C3771BDorBE
2	BONNET	
1	BODY	JIS H 5111-BC6

**DIMENSION**

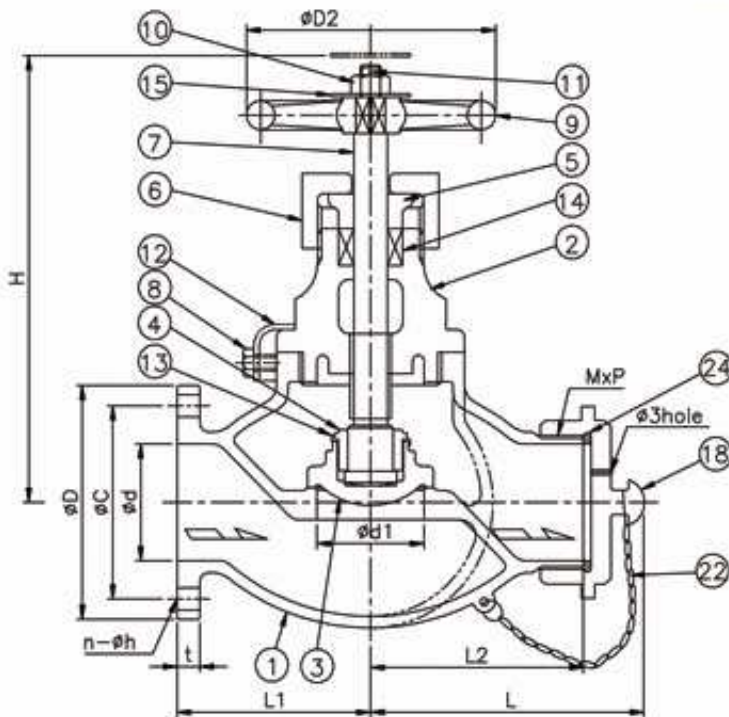
(Unit:mm)

SIZE	ød	FLANGE JIS5K FF				L	L1	L2	H	H1	H2	ød1	d2	øD2	MxP	WT(Kg)/EA
		øD	øC	n-øh	t											
15A	15	80	60	4-12	9	73	50	60	130	47	33	20	TW14	80	M36xP2	2.51
25A	25	95	75	4-12	10	78	60	65	160	59	43	30	TW18	125	M42xP2	3.55

SIZE	ød	FLANGE JIS10K FF				L	L1	L2	H	H1	H2	ød1	d2	øD2	MxP	WT(Kg)/EA
		øD	øC	n-øh	t											
15A	15	95	70	4-15	12	73	55	60	130	47	33	20	TW14	80	M36xP2	2.76
25A	25	125	90	4-19	14	83	65	70	160	59	43	30	TW18	125	M42xP2	4.15

RATING	Kgf/cm <sup>2</sup>	PSI
BODY	10.5 Kgf/cm <sup>2</sup>	149 PSI
SEAT	7.7 Kgf/cm <sup>2</sup>	109 PSI

RATING	Kgf/cm <sup>2</sup>	PSI
BODY	21 Kgf/cm <sup>2</sup>	299 PSI
SEAT	15.4 Kgf/cm <sup>2</sup>	219 PSI



24	GASKET	NBR
22	CHAIN	SUS304
18	CAP	BC6
15	NAME PLATE	C2801 P
14	PACKING	PTFE
13	DISC LOCK WASHER	C2600 P
12	BONNET LOCK PLATE	C2600 P
11	SPLIT PIN	C2600 W
10	HEXAGON NUT	C3604BD
9	HANDWHEEL	FC200
8	MACHINE SCREW	C2700 W
7	STEM	C3771BD
6	GLAND NUT	C3604BD
5	PACKING GLAND	C3771BD
4	DISC NUT	C3604BD
3	DISC	BC6
2	BONNET	BC6
1	BODY	BC6

**DIMENSION**

(Unit:mm)

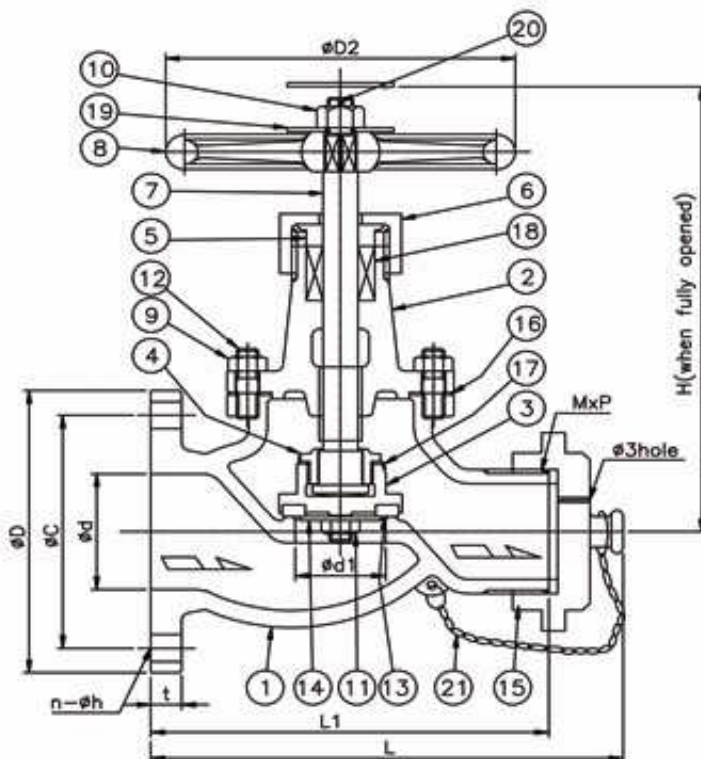
SIZE	ød	FLANGE JIS5K FF				L1	L2	L	H	ød1	d2	øD2	MxP	WT(Kg) /EA
		øD	øC	n-øh	t									
40A	40	120	95	4-15	12	80	80	103	190	45	TW20	140	M52xP2	6.26

SIZE	ød	FLANGE JIS10K FF				L1	L2	L	H	ød1	d2	øD2	MxP	WT(Kg) /EA
		øD	øC	n-øh	t									
40A	40	140	105	4-19	16	90	85	108	190	45	TW20	140	ø50.5-9TPI	8.43



RATING	Kgf/cm <sup>2</sup>	PSI
BODY	10.5 Kgf/cm <sup>2</sup>	149 PSI
SEAT	7.7 Kgf/cm <sup>2</sup>	110 PSI

RATING	Kgf/cm <sup>2</sup>	PSI
BODY	21 Kgf/cm <sup>2</sup>	299 PSI
SEAT	15.4 Kgf/cm <sup>2</sup>	219 PSI



21	CHAIN	SUS304
20	SPLIT PIN	C2600W
19	NAME PLATE	C2801P
18	PACKING	TEFLON
17	DISC LOCK WASHER	C2600P
16	GASKET	NON-ASBESTOS
15	CAP	BC6
14	DISC	TEFLON
13	DISC SHEET	C3771BD
12	STUD BOLT	SUS304
11	HEXAGON NUT	SUS304
10	HEXAGON NUT	C3604BD
9	HEXAGON NUT	SUS304
8	HANDWHEEL	FC200
7	STEM	C3771BD
6	GLAND NUT	C3604BD
5	PACKING GLAND	C3771BD
4	VALVE DISC NUT	C3604BD
3	DISC HOLDER	BC6
2	BONNET	
1	BODY	BC6

**DIMENSION**

(Unit:mm)

SIZE	ød	ød1	FLANGE JIS5k FF				L	L1	H	øD2	WT(Kg) /EA	MxP
			øD	øC	n-øh	t						
50A	50	50	130	105	4-15	14	120	195	185	140	12.9	M64xP2
65A	65	65	155	130	4-15	14	255	230	215	160	26.5	M80xP2

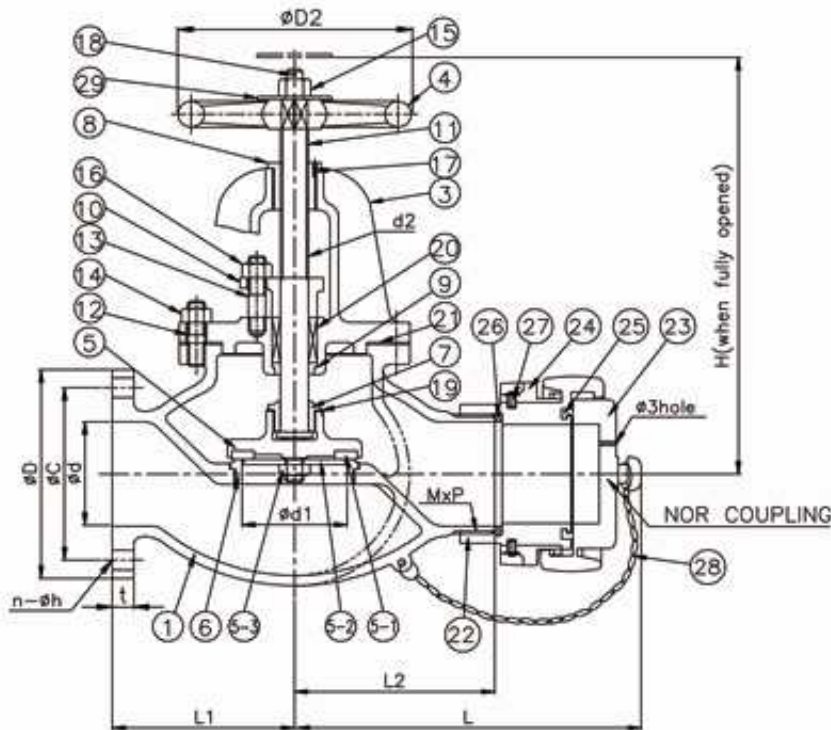
SIZE	ød	ød1	FLANGE JIS10K FF				L	L1	H	øD2	MxP	WT(Kg) /EA
			øD	øC	n-øh	t						
50A	50	50	155	120	8-19	16	120	195	185	140	M64xP2	15.4
65A	65	65	175	140	8-19	18	255	230	215	160	M80xP2	27.8

RATING	Kgf/cm <sup>2</sup>	PSI
BODY	10.5 Kgf/cm <sup>2</sup>	149 PSI
SEAT	7.7 Kgf/cm <sup>2</sup>	110 PSI

RATING	Kgf/cm <sup>2</sup>	PSI
BODY	21 Kgf/cm <sup>2</sup>	299 PSI
SEAT	15.4 Kgf/cm <sup>2</sup>	219 PSI



**IMAGE IS BEING UPGRADED**



29	NAME PLATE	JIS H 3100-C2801P
28	CHAIN	JIS H 3260-C2600W
27	SET SCREW	SUS304
26	GASKET	JIS F 7102
25	PACKING	RUBBER
24	LOCK COUPLING	JIS H 5111-BC6
23	CAP	JIS H 5111-BC6
22	HOSE BASE CONNECTION	JIS H 5111-BC8
21	GASKET	JIS F 7102
20	PACKING	
19	DISC LOCK WASHER	JIS H 3100-C2600P
18	SPLIT PIN	JIS H 3260-C2600 W
17	LOCK PIN	JIS G 3101-SS400
16	HEXAGON NUT	JIS H 3250-C3604 BD
15	HEXAGON NUT	
14	HEXAGON NUT	JIS G 3101-SS400
13	STUD BOLT	JIS H 3250-C3771BD
12	STUD BOLT	JIS G 3101-SS400
11	STEM	JIS H 3250-C3771BDorBE
10	PACKING GLAND	JIS H 5111-BC6
9	BONNET BUSH	
8	SCREWED BONNET BUSH	JIS H 5111-BC6
7	DISC NUT	JIS H 5111-BC6 or JIS H 3250-C3771BD
6	VALVE SEAT	JIS H 5111-BC6
5-3	DISC LOCK NUT	JIS H 3250-C3771BD
5-2	DISC SHEET	JIS H 3250-C3771BD
5-1	DISC	TEFLON
5	DISC HOLDER	JIS H 5111-BC6
4	HANDWHEEL	FC200
3	BONNET	
1	BODY	FC200

**DIMENSION**

(Unit:mm)

SIZE	$\phi d$	FLANGE JIS5K FF				L	L1	L2	H	$\phi d1$	d2	$\phi D2$	MxP	WT(Kg)/EA
		$\phi D$	$\phi C$	n- $\phi h$	t									
50A	50	130	105	4-15	16	130	105	110	270	50	TW20	160	M64xP2	13.7

SIZE	$\phi d$	FLANGE JIS10K FF				L	L1	L2	H	$\phi d1$	d2	$\phi D2$	MxP	WT(Kg)/EA
		$\phi D$	$\phi C$	n- $\phi h$	t									
50A	50	155	120	4-19	20	135	110	115	285	58	TW22	160	M64xP2	18.5
65A	65	175	140	4-19	22	160	135	140	310	73	TW24	200	M80xP2	26.7